



supporting people & sustaining communities

[www.ruralcc.org.uk](http://www.ruralcc.org.uk)

**Neighbourhood Planning Service**  
**Plan Together – Work Closer – Grow Stronger**

# About the Rural Community Council (RCC)

Formed in 1924, the RCC is a registered charity (no.1077645) and company limited by guarantee (no.3665974).

We provide a range of training, advice, and support services to communities as well as a range of professional consultancy services. We operate at the heart of Leicestershire and Rutland and have offices in Leicester, Market Harborough, and Oakham.

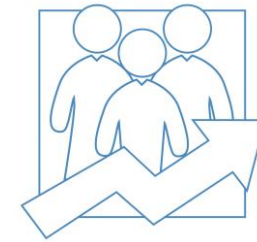
We have provided a package of expert advice and professional support services to assist with the development of almost 20 Neighbourhood Plans since the release of the Localism Bill in 2011. We have led the way on developing and refining the plan development process across Leicestershire & Rutland and have been recognised nationally for our innovative approach to partnership and community led working.

We offer a holistic and flexible service and can provide professional guidance and support as required across all stages of plan development. By working with us you can ensure that you develop a robust and high quality Neighbourhood Plan, maintain best practice, access and make best use of all available funding and resources, and comply with all statutory requirements in the Neighbourhood Planning (General) Regulations 2012.

Further information on all of our services can be found on our website at [www.ruralcc.org.uk](http://www.ruralcc.org.uk)



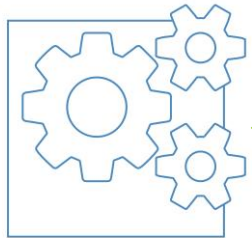
# Stages of Support...



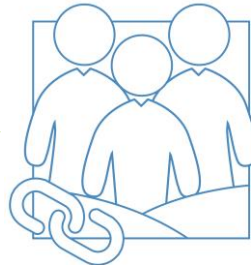
Getting Started



Funding & Resources



Developing the Plan



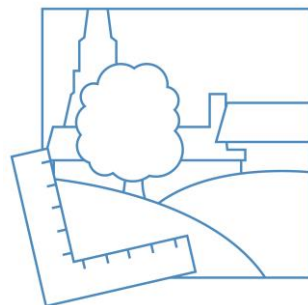

Consultation & Engagement



Evidence Gathering



Communication & Marketing

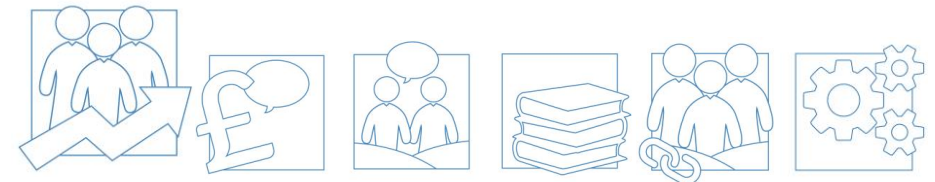


Making & Delivering your Neighbourhood Plan



## Help with Getting Started


- Impartial advice to help you decide if a Neighbourhood Plan is the right choice for your community.
- Provision of background information and links into networks focused on Neighbourhood Planning.
- Help to put in place an appropriate organisational structure, decision-making process, and project plan.
- Support with recruiting appropriately skilled and/or training volunteers from the local community.





## Access to Funding & Resources

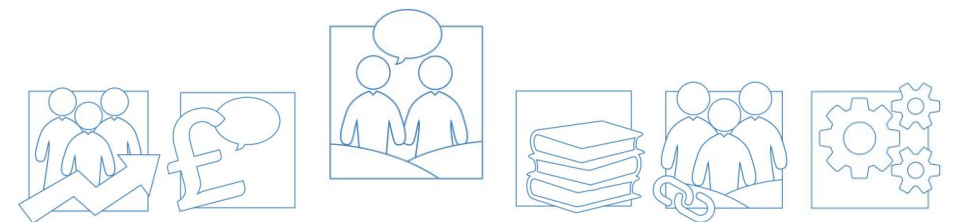
- Access to tools, resources, software, document templates, case studies, & best practice guidance.
- Advice and expert support with identifying, applying for and securing funding for your project.
- Support with recruiting appropriately skilled and/or training volunteers from the local community.
- Help to identify and maximise local skills, capacity and resources.





# Communication & Marketing

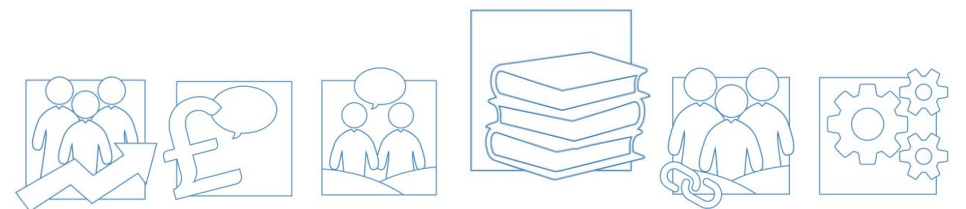
- Help to inform the community via a range of media and to get maximum coverage and engagement.
- Support to develop links with and engage key organisations, individuals, and statutory stakeholders.
- Provision of presentation material, independent facilitation, and expert input at public meetings & events.





## Evidence Gathering

- Help to identify and collate all existing documentary evidence relevant to your Neighbourhood Plan.
- Support to form the core evidence base backing up the policies and strategies within your plan.
- Access to comprehensive and easy to use Parish and Settlement Data Profiles compiled by OCSI.






# Consultation & Engagement

- Access to skilled and experienced Community Consultation and Engagement Practitioners.
- Expert advice and support with designing, developing and undertaking surveys & questionnaires.
- Support to plan, prepare, run, and impartially facilitate consultation events, workshops, and focus groups.

Professionally trained & licensed users of: **Snap Surveys**








## Developing the Plan

- Expert support with policy writing and plan development.
- Advice to ensure your draft plan complies with statutory regulations and is in general conformity with all relevant planning and EU policy.
- Support to plan and independently facilitate the statutory Pre-Submission consultation on your draft plan.
- Practical support with preparing and presenting a Consultation Statement and Basic Conditions Statement in support of your Neighbourhood Plan.



# We have supported...



 [View completed plan](#)



# Contact us...



0116 266 2905



info@ruralcc.org.uk



www.ruralcc.org.uk



RCC is a trading name of the Rural Community Council (Leicestershire & Rutland) - Registered charity (No: 1077645)

Company Limited by Guarantee (No: 3665974) - Registered in England & Wales at 133, Loughborough Road, Leicester, LE4 5LQ.